

Colourful Semantics - Hansel and Gretel

You can use this pack with children when talking about the story of Hansel and Gretel. You can talk about what happened and all of the characters in the story. This pack will support children when expressing their thoughts and feelings. You can also use this to talk about describing objects, sequencing events and concepts.



You can prompt them by asking questions such as:

- Where did they go?
- What size is it?
- What happened next?
- What does it look like?



Gretel



I



we



he



she



they



Hansel



stepmother



father



witch



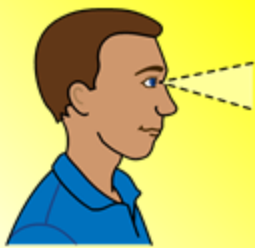
brother



sister



chop



look



find



listen



walk



sleep



lock



drop



forget



break



cry



run



shout



lose



eat



woodcutter



tree



birds




key



treasure



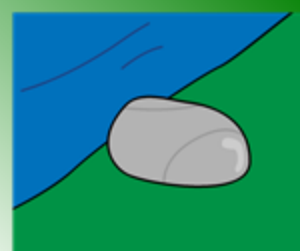
cage



bread crumbs



bread



pebble



coal stove



hand



pocket



chocolate



sweets



gingerbread



cottage



cage



forest



woods




gingerbread house



kitchen

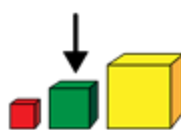


home





big



medium



small



cross



upset



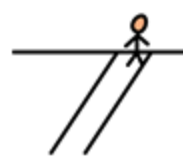
lost



thin



fat



far



tired



cold



nasty



scared



dark



hungry